

## Be Not Afraid Activity


You can make a fishing boat similar to the one Peter and disciples were in when they were fishing, and a storm got stronger and they saw Jesus walking on the water.

You will need paper of any kind, a straw, and glue or tape.

Following the directions on the following page.

Younger children may need the help of a parent or older child.

Color the sheet where Jesus helps Peter when he begins to sink in the water. We have to try to do what Jesus told Peter, "Take courage, it is I; do not be afraid."



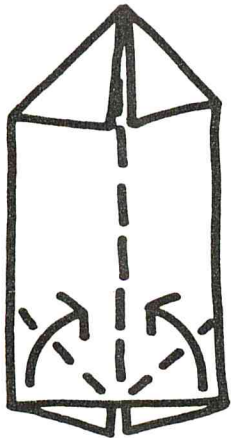
1. Fold square of paper in half.




2. Fold edge of paper back to meet folded edge.



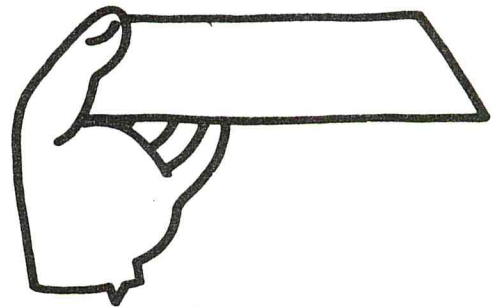
3. Turn paper over and repeat action. Then unfold paper.



4. Fold corners into middle crease.




5. Fold right edge over to folded edge.



6. Put fingers inside and push corners down with thumbs to make boat 'stand'.

7.

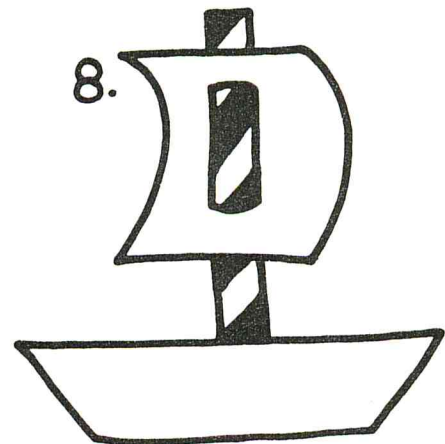


Straw

use square of paper to make sail.

Blob of plasticene.

8.



Matthew 14:22-33

Don't not be afraid

